



## 2/2-way solenoid valve, pilot-controlled, for neutral liquids and gases, steam, G 1/4, G 3/8

- High performance – small size
- High pressure version up to 40 bar
- High temperature version up to 180 °C
- Fast-acting
- ATEX version optional

Type 6240 can be combined with ...



**Type 2508**  
Cable plug



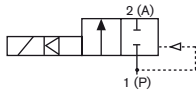
**Type 1078**  
Timer control



**Type 2511**  
Cable plug ASI

Type 6240 is a pilot-controlled solenoid valve with servo-piston and forced valve lifting. The valve opens without differential pressure from zero bar. The special construction makes it possible to use it with dry gaseous mediums with high pressure and steam up to 180 °C.

### Circuit function A



2/2-way valve, NC

Technical data	
<b>Port connections</b>	G 1/4, G 3/8
<b>Orifice</b>	DN 6.0
<b>Body material</b>	Brass, Stainless steel
<b>Coil material</b>	Epoxy
<b>Coil insulation class</b>	Epoxy class H
<b>Internal parts of valve</b>	Brass/Stainless steel, PEEK, PTFE carbon filled, FKM (EPDM on request) 1.4113, 1.4303
<b>Seal material</b>	FKM PTFE/FKM and PTFE/PEEK for high temperature and high pressure versions (EPDM on request)
<b>Medium</b>	Neutral gases and liquids, such as e.g. compressed air, water, hydraulic oil Steam and hot medium
High temperature version	
<b>Viscosity</b>	max. 21 mm <sup>2</sup> /sec
<b>Medium temperature</b>	FKM -10°C to +140 °C PTFE/Graphite -40°C to +180 °C EPDM -30°C to +120 °C (on request)
<b>Ambient temperature</b>	-10°C to max. 55°C
<b>Operating voltage</b>	24 V DC, 24 V, 230V/50Hz (others on request)
<b>Voltage tolerance</b>	±10%
<b>Duty cycle</b>	100% continuous rating
<b>Electrical connection</b>	Tag connector acc. DIN EN 175 301-803 Form A for cable plug Type 2508 (see ordering chart for accessories on page 4)
<b>Protection class</b>	IP 65 with cable plug
<b>Weight</b>	AC 8W 290g, DC 10W 300g
<b>Installation</b>	As required, preferably with actuator upright

## Technical data, cont.

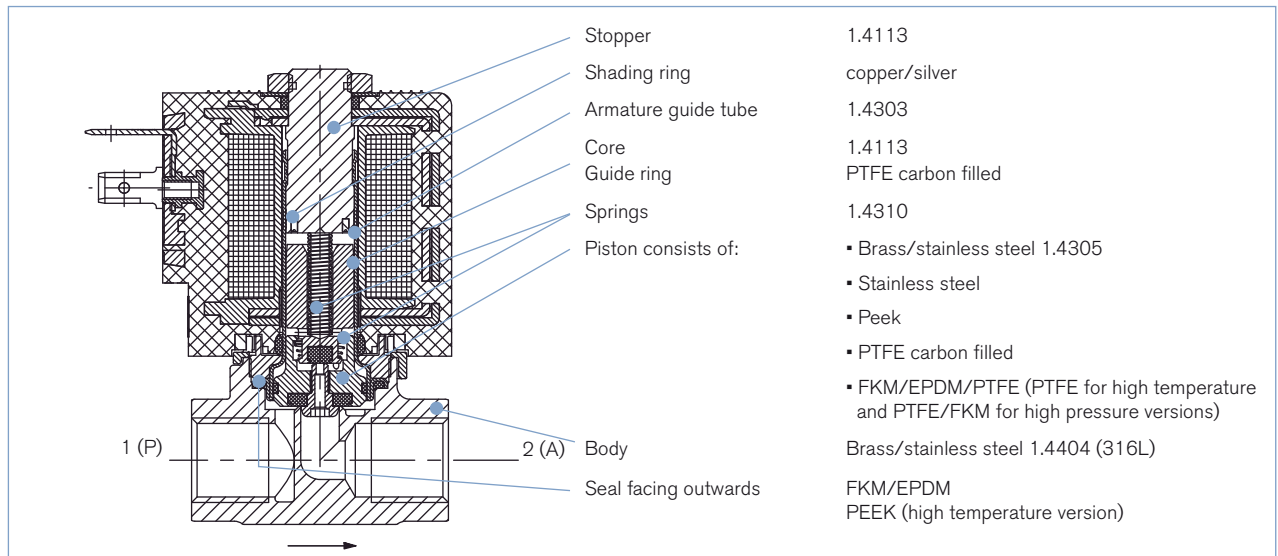
Orifice [mm]	Coil size [mm]	Power consumption			DC (hot / cold coil) [W]	Response times	
		Inrush AC [VA]	Hold AC [VA/W]	[W]		Opening [ms]	Closing [ms]
6	32	32	18	8	10/12	20	50
6	40	40	23	10	12/14	20	50

**Response times [ms]:** Measured at +20°C, valve outlet with 6 bar

*Opening:* Pressure build-up 0 - 90%,

*Closing:* Pressure relief 100 -10%

## Material



## Ordering chart for valves (other versions on request)

Standard version, all valves with FKM seal, without cable plug

Circuit function	Port connection	Orifice [mm]	Kv value water [m <sup>3</sup> /h]	Pressure range <sup>1)</sup> [bar]	Coil size [mm]	Item no. per voltage/frequency [V/Hz]			
						024/DC	024/50	230/50	
<b>A</b> 2/2-way valve NC 	<b>Medium temperature -10 to +140°C, FKM seal</b>								
	<b>Brass body</b>								
	G 1/4	6.0	0.6	0-16	32	177 800	177 801	177 802	
	G 3/8	6.0	0.6	0-16	32	177 803	177 804	177 805	
	<b>Stainless steel body</b>								
G 1/4	6.0	0.6	0-16	32	177 806	177 807	177 808		

High temperature version, all valves with PTFE/PEEK seal, without cable plug

Circuit function	Port connection	Orifice [mm]	Kv value water [m <sup>3</sup> /h]	Pressure range <sup>1)</sup> [bar]	Coil size [mm]	Item no. per voltage/frequency [V/Hz]			
						024/DC	024/50	230/50	
<b>A</b> 2/2-way valve NC 	<b>Medium temperature -40° to +180°C, PTFE/PEEK seal</b>								
	<b>Stainless steel body</b>								
G 1/4	6.0	0.6	0-16	32	184 739	184 740	184 741		

High pressure version, all valves with PTFE/FKM seal, without cable plug

Circuit function	Port connection	Orifice [mm]	Kv value water [m <sup>3</sup> /h]	Pressure range <sup>1)</sup> [bar]		Coil size [mm]	Item no. per voltage/frequency [V/Hz]		
				liquid medium	gaseous medium		024/DC	024/50	230/50
<b>A</b> 2/2-way valve NC 	<b>Medium temperature -10° to +140°C, PTFE/FKM seal</b>								
	<b>Brass body</b>								
	G 1/4	6.0	0.6	0-25	0-40	40	184 742	184 743	184 744
	G 3/8	6.0	0.6	0-25	0-40	40	184 745	184 746	184 747

<sup>1)</sup> Overpressure to the atmospheric pressure

**Please note:** The cable plug must be ordered separately (see page 3 or the datasheet for Type 2508)

### **i** Further versions on request



**Materials**  
Seal: EPDM



**Voltage**  
Other operating voltages

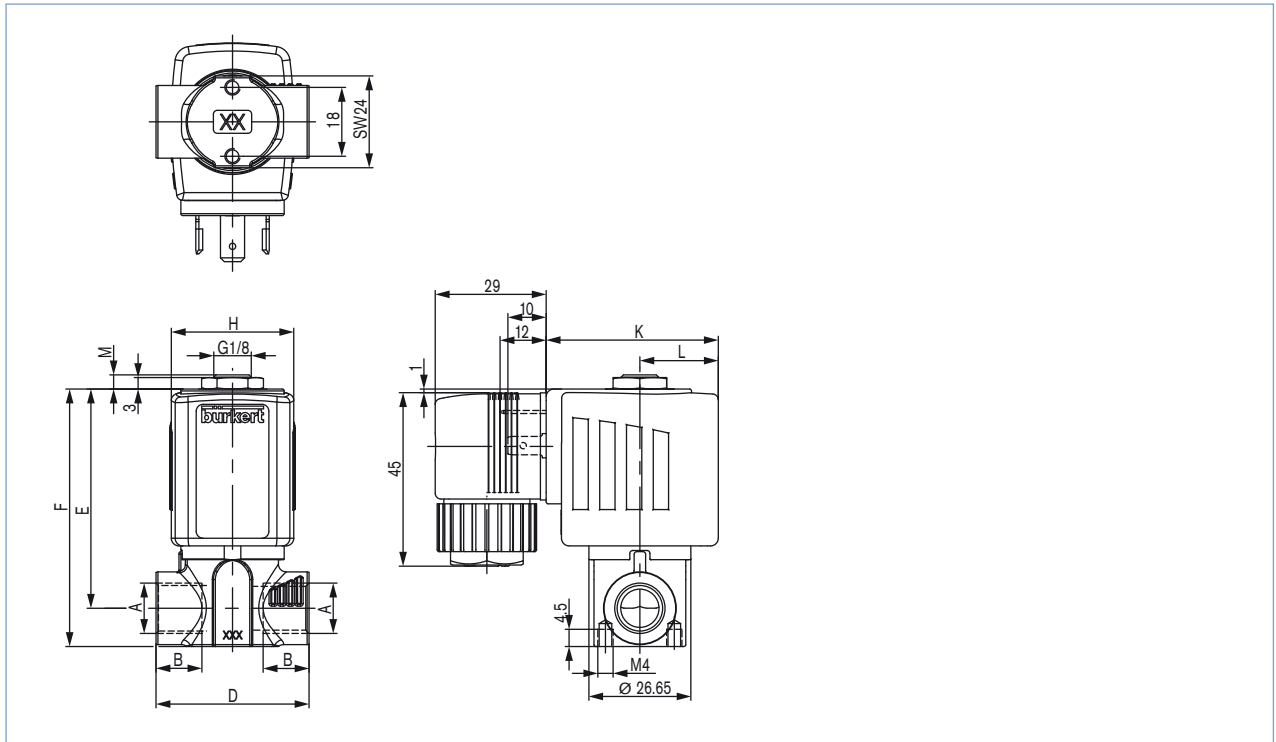


**Port Connection**  
NPT, RC  
Stainless steel version with G 3/8 connection



**Approvals**  
ATEX


## Dimensions [mm]




A	B	D	E	F	M	H	K	L	Weight
Body connection	[mm]	[mm]	[mm]	[mm]	[mm]	[mm]	[mm]	[mm]	[g]
<b>Threaded port</b>									
G 1/4	12	40	57.3	67.3	3.7	32	45	20.5	304
G 1/4	12	40	57.3	67.3	3.7	40	51	23.5	382
G 3/8	12	50	58.3	70.3	3.7	32	45	20.5	346
G 3/8	12	50	58.3	70.3	3.7	40	51	23.5	424

## Ordering chart for accessories

## Cable plug Type 2508 according to DIN EN 175301-803 Form A

	Circuitry	Voltage / frequency	Item no.
	None (standard)	0 - 250 V AC/DC	008 376
	with LED	12 - 24 V AC/DC	008 360
	with LED and varistor	12 - 24 V AC/DC	008 367
	with rectifier, LED and varistor	12 - 24 V AC/DC	008 363
	with LED	200 - 240 V	008 362
	with LED and varistor	200 - 240 V	008 369
	further versions see datasheet Type 2508		



The delivery of a cable plug includes the flat seal and the fixing screw. For other cable plug versions acc. to DIN EN 175301-803 Form A (previously DIN 43650), see separate datasheet Type 2508.

**More info.**

To find your nearest Bürkert facility, click on the orange box →

[www.burkert.com](http://www.burkert.com)

In case of special application conditions, please consult for advice.

Subject to alterations  
© Christian Bürkert GmbH & Co. KG

1108/7\_EU-en\_00895017